



Uncapping the History of Bottle Openers



Gianna Petan

14 Minute Read

Share:

[Learn More About Bottle Openers](#)

Learn More About Bottle Openers

[How Do You Advertise with Bottle Openers?](#)[How is a Bottle Opener Made?](#)[What Are the Different Types of Bottle Openers?](#)[**Uncapping the History of Bottle Openers**](#)


[Bottle openers](#) are a handheld item that you've probably never thought much about except for when you want to crack a cold one. The little tool that you probably have on your key ring or in a drawer at home actually has a long history that dates back before Prohibition in the 1920s.

Let's pry into the history of bottle openers to find out how these tools came to be.

History of Bottle Openers Timeline

Starting with their debut in 1892, bottle openers have been one of the most useful albeit simple tools to bless beverage lovers. This handy device has survived decades of change and even made it through Prohibition.

- 1892



<http://brookstonbeerbulletin.com>

The Crown Cork Cap system was invented by William Painter. This invention was for securing a metal cap to a bottle by crimping the edges closed.



<http://www.heddels.com>

- The church key bottle opener was one of the first styles to become widely available. It's simple design actually resembled a real church key.

1894

- 1910-1920



<http://www.just-for-openers.org>

The flat figural opener became popular before the start of Prohibition in 1920. This style bottle openers come in all sorts of unique shapes and designs.

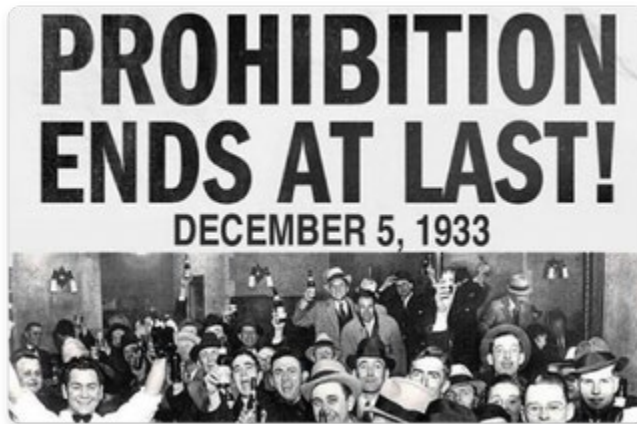


<http://blog.retroplanet.com>

- The STARR X style wall-mount bottle openers were first made by Raymond Brown Sr., the owner of a [Coca-Cola](#) bottling plant. During the Prohibition, soda companies used bottle openers more than ever.

1925

- 1933



<http://thirstymag.com>

Prohibition was repealed, bars were re-opened, and brewing companies began making bottled beer again, bringing an increased need for bottle openers.



<http://delishably.com>

-

The first canned beer went on sale in Richmond, Virginia made by Krueger Brewery. The pointed end of the opener was used to punch a hole in the top of the can in order to drink it.

1935

- 1939



<http://english.geopolitics.ro>

World War II caused cutbacks in steel production so manufacturing bottle openers slowed until the end of the war in 1945. In the meantime, simple wire bottle openers became the popular style because they didn't use a lot of metal.



<http://delishably.com>

-

The bar blade, or speed opener, was introduced in the 1950s and became a popular tool for bartenders. You probably recognize this style still being used today.

1950

- 1979



<http://www.just-for-openers.org>

Just for Openers was founded to connect bottle opener collectors around the United States. They publish newsletters and host yearly conferences showcasing the collections of all the members.



<http://www.hopculture.com>

- The 1960s version of the Splugen bottle opener was redesigned by Achille Castiglioni. This specific bottle opener was created for the Splugen Brau Bar in Milan, Italy.

2001

- 2015



<http://www.amazon.com>

Just for Openers Club reported 2,000 different beer opener styles listed in the club's Handbook of Beer Advertising Openers and Corkscrews.



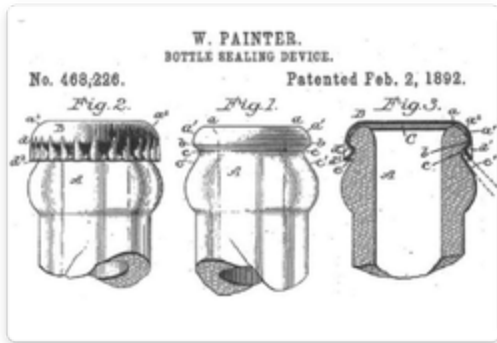
<http://www.hopculture.com>

- Corter Leather made limited-edition black-coated bottle openers. After repeated use, these openers will wear to a unique copper-like finish.

2017

When Was the Bottle Opener Invented?

At first, there wasn't even a need for bottle openers because bottles were closed with cork or wood and opened with a corkscrew. Then, in 1892 William Painter invented the first bottle opener – the Crown Cork style bottle cap. This was essentially a metal cap crimped over a bottle opening.



<http://www.heddels.com>



<http://delishably.com>

Painter also submitted a patent for a product that would help people remove this clever bottle cap. The lips on this bottle opener were designed to hook under the edge of the cap, while the pointed end rested on top of the cap. By lifting the handle upwards, the cap would easily come off. Painter's original handheld design has not changed much to this day.

What Are the Different Types of Vintage Bottle Openers?

William Painter's original bottle opener design is still popular today, but we all know there isn't only one style. In fact, a lot of the shapes and designs you might be familiar with originated during the 1900s.

You would be lucky to find any of the following vintage bottle openers at thrift stores or garage sales:

- Wall-Mounted
- Cast Iron

- Speed Blade Opener
- Wire Bottle Opener
- Flat Figural Bottle Opener



<http://www.heddels.com>

Wall Mounted

Using the same lever-action as a church key, wall-mounted bottle openers were even handier because they only required the use of one hand. Early designs often had the opener integrated into cabinets or coolers. For example, vintage Coca-Cola machines had an opener conveniently mounted on the front of their soda machines.



<http://delishably.com>

Cast Iron

Many vintage cast iron bottle openers don't look like the traditional shape you're familiar with. This type of bottle opener was often made into a variety of shapes and typically hand painted. Some of the most popular shapes were owls, anchors, and fish.



Speed Blade Opener

The flat metal bottle opener you most commonly see bartenders using is called a speed blade opener. First introduced in the 1950s, the speed blade made opening bottles...well, speedy. It also helped ease the pain in bartender's sore wrists. One side of the opener was designed to open caps, while the circular side was designed to slip down the neck of a bottle to pull it out of the cooler.



<http://allaboutbeer.com>

Wire Bottle Opener

Bottle openers started to be made simpler and cheaper since many beer companies were using them to advertise. In the early 1900s, Pabst, Miller, and Anheuser-Busch were competing for popularity, and all used bottle openers as promotional products.



<http://www.go-star.com>

Flat Figural Bottle Opener

Flat figural bottle openers are similar to cast iron openers because of their unique shape and design, but the difference is they're made of steel or brass. Some openers featured a small square hole called a "Prest-O-Lite Key," which was used to turn on the gas headlights on cars from 1910 to 1930 before electric headlights became popular.

Many of these vintage bottle openers make fantastic collector's items today. You can find nearly all these styles at garage sales, online auctions, or antique stores. The more popular collector's items are branded with companies or breweries that no longer exist. If you ever find a unique looking bottle opener, hold on to it because it might be worth money!



<http://www.heddels.com>

Why is a Bottle Opener Called a Church Key?

A church key refers to a specific style of bottle opener. If you're lucky enough to come across an older authentic church key, it can be a highly valued item. Typically, collectors enjoy finding church key bottle openers stamped with old beverage companies.

While we know that a church key is a specific style bottle opener, how the name came to be is a different story. There are actually several theories surrounding how early bottle openers received the nickname "church keys".

1. A bottle opener is called a church key simply because the opener itself resembled an actual church door key.
2. Early monks were rumored to be some of the best brewers. In order to protect their beer in monasteries, the monks needed to lock it away. It is thought the bottle openers reminded monks of their keys, and the nickname was born.
3. Another theory was that drinkers started calling their bottle openers church keys to poke fun at religious groups.

We may never know the true reason why bottle openers are called church keys, but we do know that the nickname does have to do with physical keys. Regardless of whichever theory holds true, you now know where this seemingly random nickname may have come from!

Did you know?

In 2005, Art Santen won the Guinness Book of World Records for his collection of 32,411 bottle openers!



<http://pinterest.com>

How Were Bottle Openers Used for Advertising?

The 1893 Chicago World's Fair was the single event that caused the explosion of [branded bottle openers](#) in the beer industry. During this time, Anheuser-Busch and Pabst were in fierce competition for popularity and used bottle openers for advertising opportunities every chance they could get.

No one understood salesmanship better than Adolphus Busch. Anyone who met him walked away with a penknife or deck of cards, a corkscrew or bottle opener, each decorated with the company's trademark eagle.

Maureen Ogle, author of *Ambitious Brew: The Story of American Beer*

Companies began to get creative with the shapes and designs of their bottle openers in order to stand out amongst the competition. Anheuser-Busch produced Budweiser openers from old beechwood tanks, and Pabst made glove-shaped openers to advertise sponsored boxing events.

- Bottle openers with magnifying glasses
- Keychain bottle openers
- Turtle-shaped openers with screwdriver legs
- Bottle opener and spoon hybrid called “spoonopener”

Check out a few of the most unique bottle openers!



ebay.com

1/4

Spoonopener

Bottle openers became popular collector's items because of all this creativity. Today, bottle openers are still being collected as an inexpensive hobby in online auctions and at yard sales.

The Bottom Line

Bet you didn't think you'd find the history of bottle openers so interesting! From their inception in the 1800s to becoming a collector's item today, bottle openers have a unique history not many know about. Now you can crack a cold one and shock your friends with your newfound historical knowledge!

References

Altorena, Anthony. (2019, April 4). Bottle Opener History: From Cap Lifters to Speed Openers. Retrieved October 22, 2019, from <https://delishably.com/cooking-equipment/collecting-bottle-openers>

The Barman. (2013, June 2). Bartender Beer Bottle Openers. Retrieved October 22, 2019, from <https://barsandbartending.com/bottle-openers/>

Weaver, Ken. (2014, June 9). Opening Act: Prying into the history of bottle openers. Retrieved October 22, 2019, from <http://allaboutbeer.com/article/bottle-openers/>

Muzquiz, Albert. (2018, March 28). Uncapping the History of Bottle Openers. Retrieved October 22, 2019, from <https://www.heddels.com/2018/03/uncapping-the-history-of-bottle-openers/>

Stanley, John. (2015, November). Just for Openers from 1892 to the present a short history of bottle openers. Retrieved October 23, 2019, from <http://www.go-star.com/antiquing/history-of-bottle-openers.htm>

Venton, Danielle. (2011, January 24). Jan. 24, 1935: First Canned Beer Sold. Retrieved October 23, 2019, from <https://www.wired.com/2011/01/0124first-us-canned-beer/>



How Do You Advertise with Bottle Openers?



Gianna Petan

15 Minute Read

Share:

[Learn More About Bottle Openers](#)

[Learn More About Bottle Openers](#)

[How Do You Advertise with Bottle Openers?](#) [How is a Bottle Opener Made?](#) [What Are the Different Types of Bottle Openers?](#) [Uncapping the History of Bottle Openers](#)

Bottle openers might seem like an unlikely way to advertise, but you might be surprised by how useful they can be. They are small, cost-effective items that anyone can use. Add your logo and design and you have the perfect marketing item!

Learn more about how [personalized bottle openers](#) can be used to advertise your business!

Who Can Advertise with Bottle Openers?

The short answer to who can use bottle openers to advertise is everyone! Bottle openers are applicable to nearly any business, so get creative and be inspired by any of these ideas!



Bars and Restaurants

If you own a restaurant or bar, a personalized bottle opener is a great way to advertise your business. Hand them out at a grand opening, as a freebie with a signature drink, or as a present on customer birthdays!



Breweries

Breweries are becoming popular, and you want yours to stand out from the crowd. Consider adding branded bottle openers to your gift shop or as a promotion for purchasing tour tickets. You can even make bottle openers to match specific beer labels so customers can take home their favorite variety.



Sports Teams

Sports fans love to represent their favorite teams. Bottle openers branded with a team logo are a great giveaway for the first 100 attendees, or as prizes for fans. Any team can take advantage of custom bottle openers!



Beverage Distributors

Beverage distributors can work with restaurants, concert venues, and even banquet halls. Take advantage of the wide reach of your customers by offering branded bottle openers! You never know who might end up picking one up and taking it with them.



Wedding Favors

Wedding favors can be forgotten about and left behind at the end of the night, unless the favor is something useful! Choose bottle openers with the couple's initials or wedding date on it to give to all the wedding guests.



Casinos

People go to casinos in hopes to win big, so why not randomly hand out promotional items like bottle openers? Patrons will then go home with their branded bottle opener and use it at picnics, dinner parties, and holidays, showing off your brand to everyone.



Souvenir Shops

Souvenirs are a great way for people to remember a trip they took or a town they visited. Sell bottle openers branded with a specific town, landmark, or destination for tourists to take from your booth or shop. They also make great gifts for friends and family back home.

There are plenty of ways to advertise with bottle openers like grand opening prizes or sporting event giveaways. Custom bottle openers are a great way to spread the word about nearly anything!

Who is Advertising with Bottle Openers?

Advertising with bottle openers has been popular since the 1900s. These handy tools are inexpensive and useful for anyone to keep at home, on their key ring, or in their bag.

Check out who is using bottle openers to advertise!



<http://wealthyprofit.co>

Coca-Cola

[Coca-Cola](#) first began their marketing efforts by handing out coupons, and then started giving out promotional items like branded bottle openers to different businesses! The brand popularly had coolers and vending machines with bottle openers attached to them to open the bottles of soda.



<http://picclick.com>

Budweiser

Adolphus Busch is considered a pioneer of using giveaways for advertising. Bottle openers were a popular item he used to market his [iconic beer](#) to customers. Certain vintage Budweiser bottle openers are considered collectors items and can commonly be found at garage sales or antique shops.



<http://retonthenet.com>

Heineken

Heineken is famous for creating [clever advertisements](#) but print and media aren't the only place you'll see this company promoting their brand. They also use customized merchandise like bottle openers! In fact, the company has been around since the 1800s and owns several other brands including Amstel and Dos Equis.



<http://chrono-shop.net>

Rolex

Luxury watchmaker Rolex made this limited-edition bottle opener in the 1970s. Today it is a highly sought-after collector's item and can be found primarily at online auctions. This opener is made with stainless steel and is in the shape of a champagne bottle with a sticker label.



<http://antiqueadvertising.com>

Goodyear

In 1916, Goodyear began producing the zeppelin aircraft. During World War II, Goodyear created bottle openers shaped like the Corsair aircraft the company was manufacturing for the U.S. Navy. The small hole was made to hang on a chain or keychain.



<http://picclick.com>

7UP

In the mid-1900s, the lemon-line soda 7UP launched their "Freshen Up" campaign, and they used branded bottle openers to advertise their new slogan. The campaign was aimed at making 7UP a family drink for all ages. In addition to promotional items, print ads were also included in this marketing effort.



<http://jusr-for-openers.org>

Harley-Davidson

This vintage Harley-Davidson bottle opener is imprinted to look like a person riding a motorcycle! The small thin design was relatively cost effective as well. Today, Harley-Davidson still makes branded bottle openers along with other merchandise and accessories for bikers.



<http://Popscreen.com>

Orange Crush Soda

While you primarily see orange soda in cans today, they were originally only made in bottles. Branded bottle openers like this wall-mounted style were common promotional items for the fruity soda! This particular opener is from the 1950s and is considered a collectors item.



<http://iCollector.com>

Indian Motorcycles

Indian Motorcycles began producing branded merchandise when their boutique opened in Springfield, Massachusetts in 1901. Among their branded items was this bottle opener, which included a "Prest-O-Lite Key" for turning on vehicle headlights.

From luxury watch companies to tire manufacturers, you've seen that bottle openers are a popular advertising tool for

businesses in just about any industry. They are also budget-friendly enough to order in large quantities to reach the largest audience possible.

Tips for Customizing Bottle Openers

When you are looking for the perfect bottle opener to customize for your needs, there are several tips you should keep in mind! Following these suggestions will help ensure your design comes out looking clean and professional.


1.
Keep in mind the small imprint area, so printing only a few characters with a small image or illustration is best.
2.
Consider which type of bottle opener will be best for your needs. For example, keychain bottle openers are great small giveaways, and wall-mounted ones make excellent gifts.
3.
Keep the font simple and easy to read.
4.
Be aware of the number of colors you plan to add to your design and the limitations of the imprint method. If your

design has lots of colors, think about how you can narrow it down.

Through each step of the design process, keep these tips in mind. You can always consult a product expert with any questions about [customizing your bottle openers!](#)

What Are the Imprint Methods for Bottle Openers?

Different materials call for different imprint methods, so the design doesn't wear off and looks professional. When you choose a bottle opener you like, there are only a few imprint methods you can use to customize it. Depending on the material, you will choose from the following imprint methods for your custom bottle opener.




Laser Engraving

Laser engraving works best with metal bottle openers. The only downside with this process is that you can't engrave color. However, engraving can have a higher perceived value if you are aiming for an upscale design.



Pad Printing

Plastic bottle openers are commonly customized using pad printing. Using pad printing, you can add several different colors to your design.



Screen Printing

Bottle openers coated in rubber or PVC are normally customized using screen printing. Screen printing is the most cost-effective method for single-color designs.

When choosing an imprint method, be sure to consider what you want your design to look like. Designs that have several colors might look best on a plastic bottle opener because it can be screen or pad printed, while plain text would look best engraved on a metal bottle opener.

What Are Some Unique Bottle Openers?

While you can certainly enhance creativity with a unique logo or design on bottle openers, the shape of the opener itself can make a big statement. Some of the most clever bottle openers are paired with another tool, doubling its usefulness! Check out these creative bottle openers.



Tumbler with Bottle Opener

A bottle opener is integrated onto the lid of this stainless-steel [tumbler](#). It's great for morning coffee or for keeping a summery drink cool. The bottle opener is a bonus!

Why it's a Good Idea: This tumbler is the ideal tailgating cup. It can keep your hot chocolate warm, but it will also crack open a beer when you or one of your friends want one. There is nothing worse than forgetting a bottle opener, and you'll always have one handy with this tumbler.



Fidget Spinner Bottle Opener

Who doesn't love a dual-purpose item? A [fidget spinner](#) with an integrated bottle opener can open a drink and help you stay focused at the same time.

Why it's a Good Idea: Drinks like root beer and other sodas need bottle openers too, making this fidget spinner and bottle opener combination a giveaway for people of all ages!



Phone Stand Bottle Opener

A [phone stand](#) can be used at home, in the office, or while travelling. When you pair such a useful item with a bottle opener, you'll have an unbeatable pair!

Why it's a Good Idea: Just about everyone has a smartphone that they use to watch videos. A phone stand that doubles as a bottle opener is a practical item people won't throw away.



Coaster Bottle Opener

[Coasters](#) can be an overlooked item, but not when a bottle opener is attached! These plastic coasters have an integrated bottle opener to open your drink and protect your table.

Why it's a Good Idea: Coaster bottle openers make a great housewarming present for realtors or can even be used in restaurants. Give them away in quantities of four or more for a useful gift!



Pizza Cutter Bottle Opener

A pizza cutter and a bottle opener are items everyone needs, so why not combine the two tools into one? Serving pizza and drinks has never been easier!

Why it's a Good Idea: Pizza and beer make a great combination. This item is great for pizzerias or even for the average household. Turn pizza night up a notch with this handy tool!



Bag Clip Bottle Opener

At first glance, this item looks like a regular [chip clip](#). However, the backside of the clip has a bottle opener!

Why it's a Good Idea: When you bring bags of chips or other foods to picnics, tailgates, or the beach, this clip is perfect! It can help keep your snacks fresh and can open beverages for your friends.

It's easy to get creative with bottle openers! Whether it's a unique shape or an item that serves several purposes, there's no better way to get your brand seen than on a bottle opener.

The Bottom Line

Any business or event can benefit from a customized bottle opener. Between the variety in imprint methods and the

different styles, you can find one that perfectly matches your needs. Get creative and wow your guests and customers!

References

Indian Motorcycle. (2019). The Story of a Legend. Retrieved November 25, 2019, from <https://www.indianmotorcycle.com/en-us/history/>

World of Coca-Cola. (2019). Coca-Cola History. Retrieved November 25, 2019, from <https://www.worldofcoca-cola.com/about-us/coca-cola-history/>

Keane, Maribeth. (2008, September 24). Beer and Soda Bottle Opener Bliss. Retrieved November 25, 2019, from <https://www.collectorsweekly.com/articles/an-interview-with-beer-and-soda-bottle-opener-collector-john-stanley/>

Ohio History Central. (2019). Goodyear Aircraft Corporation. Retrieved December 3, 2019, from https://ohiohistorycentral.org/w/Goodyear_Aircraft_Corporation

Quality Logo Products®

are experts on all things printed and promotional. Let our team of awesome, incredibly good looking, and fun promo nerds help you select awesome promotional swag today!

Share this post:

You Might Also Like:

How is a Bottle Opener Made? The Process of Creating & Printing



[HOW IT'S MADE](#)

How is a Bottle Opener Made? The Process of Creating & Printing



[Gianna Petan](#)

11 Minute Read

Share:

[Learn More About Bottle Openers](#)

[Learn More About Bottle Openers](#)

[How Do You Advertise with Bottle Openers?](#)[How is a Bottle Opener Made?](#)[What Are the Different Types of Bottle Openers?](#)[Uncapping the History of Bottle Openers](#)

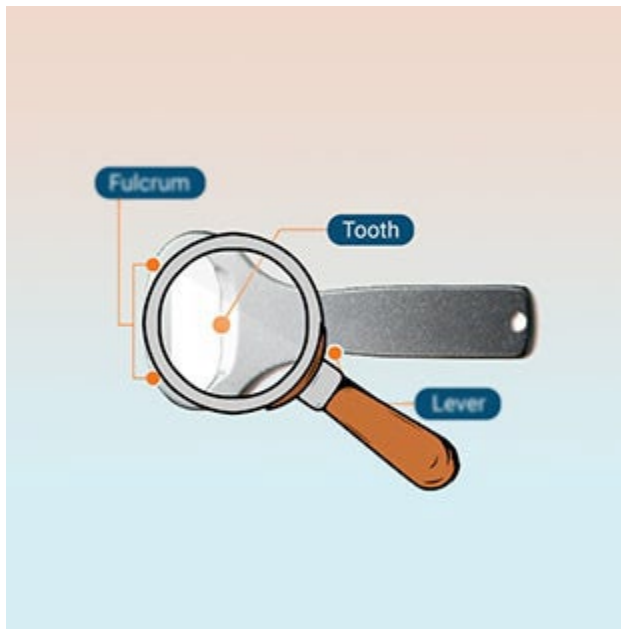
Have you ever bought a cold beer only to realize you have no way to open it? We've all been there! In those moments when you need to pop the top, it helps to have a bottle opener nearby.

Quality Logo Products sells over 100,000 [custom bottle openers](#) every year. Each one is made and printed in factories, and our customers are curious how exactly this process works. Now we have the answer!

Bottle openers are fairly simple in design, but it still takes a lot of hard work to create them. Impress your friends by learning how bottle openers are made and knowing the names of each part.

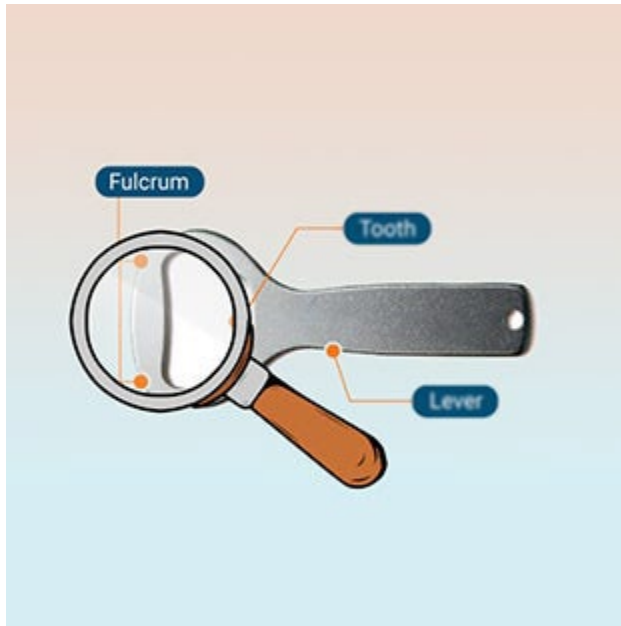
What Are the Parts of a Bottle Opener?

There are three main parts to a bottle opener that makes it so useful: the tooth, fulcrum, and lever.



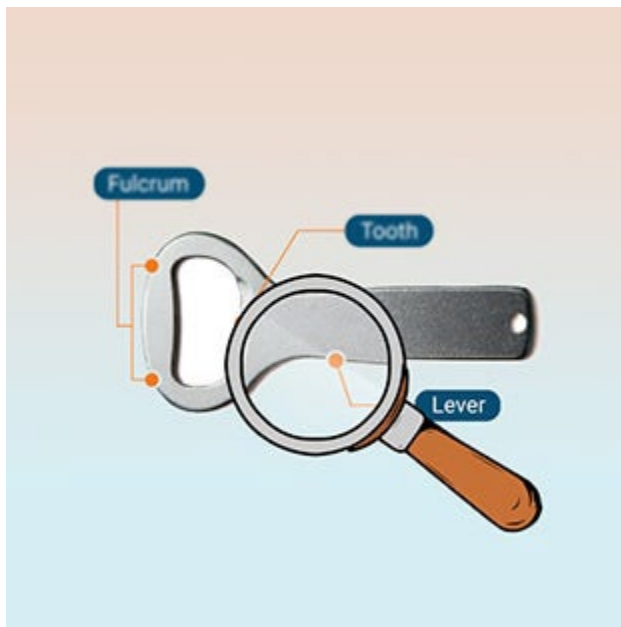
Tooth

This is the part of a bottle opener that catches the underside of the cap. This part can also be called the lip.



Fulcrum

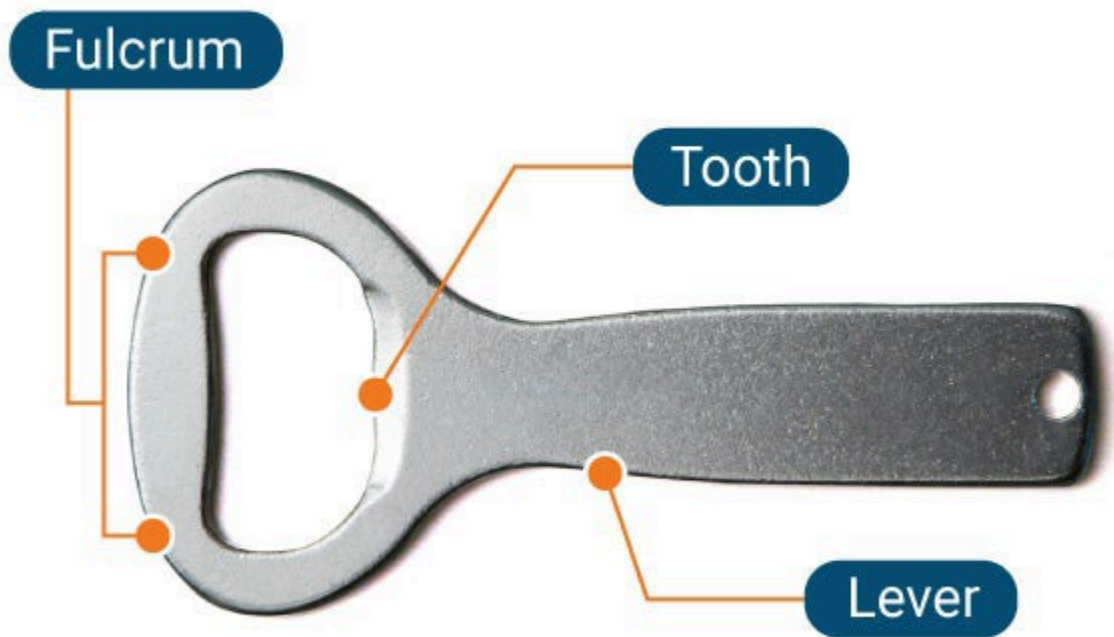
The fulcrum exerts force on the bottle cap, causing it to lift off the neck of the bottle.



Lever

The part of the bottle opener you hold is the lever.

This diagram shows each part of a bottle opener!



There are many [different types of bottle openers](#). Some are even two-sided. The large circular end is used to pull a bottle out of a [cooler](#), while the toothed side is used to open the bottle.

How to Use a Bottle Opener

Grab your favorite bottle of soda or beer. Here is how to use a bottle opener to pop the top!

Hold the lever of the bottle opener in your dominant hand and the bottle in the other hand.

Wedge the tooth under the bottle cap and rest the fulcrum on top of the cap.

Lift the lever upward while keeping a firm grip on the bottle.

Discard the cap in recycling.

How is a Bottle Opener Made?

Bottle openers are made in mass production using a computer-controlled [die cutter](#). This allows for a large quantity to be made at the same time.

Here are the steps used to make a bottle opener:

1. A digital file of the bottle opener is uploaded to a computer.
2. Die cutting is used to create an outline on a large steel sheet.
3. Holes are punched out of the sheet using drill bits.
4. If the bottle opener has any branding, it's done using engraving or screen printing.
5. Excess steel is removed from around the bottle opener.
6. The finished bottle openers are shipped to stores.

1. Step One: Upload an Image



A digital file of the bottle opener is created. By working from a computer, the manufacturer can change the measurements and color before the die cutter is used.

2. Step Two: Die Cut the Metal




A sheet of steel or aluminum is placed onto a die cutting machine. The die cutter is used to outline the shape of the bottle opener into the sheet.

3. Step Three: Drill the Holes



A set of drill bits controlled by the computer are used to make holes in the metal sheet. A bottle opener will have either one or two holes. One is the toothed fulcrum (the part that pops the cap off the bottle), and the other is used to bring the bottle out of a cooler.

4. Step Four: Decorate the Lever (Optional)



Once the final design is cut into the sheet, a laser is used to engrave a logo, name, or advertising message on one side of the lever. This decoration can also be done using a screen printing machine.

5. Step Five: Remove Excess Metal



The sheet is placed in a mold and the excess metal is removed from around the bottle opener.

6. Step Six: Ship to Stores



The process is repeated until a [wholesale order](#) of bottle openers is ready to go. These openers are then packaged and shipped to stores around the world!

How Does a Bottle Opener Work?

A bottle opener is known as a simple lever, which works based on the laws of physics. When a bottle opener is in use, there are 3 forces acting upon it:

1. The force of your hand pulling up on the lever
2. The force of the cap as it pulls down on the tooth
3. The force of the fulcrum on the cap



The harder you pull up on the lever, the more force on the tooth. The more force on the tooth, the more likely the cap will pop right off. It's basic physics in action! Your science teacher would be proud.



What is Metal Forging?

Forging is another way to make bottle openers. It is the process of shaping a metal object by heating it in a fire and then hammering it. While this method is not used for mass production, forged bottle openers are a popular hobby.

Professional blacksmiths are able to forge bottle openers using steel, drifts that shape the holes, and a giant oven to fire everything inside. Some even do it the ancient way with a hammer and anvil!

Metal forging is best left to the professionals, so don't try it at home! You could get burned or seriously injured if you don't know what you're doing.



Do I Need a Bottle Opener?

You can technically open a bottle without a bottle opener. House keys, lighters, scissors, and belt buckles can all pop off the cap. However, it's definitely safer to use a dedicated opener if possible.

The Bottom Line

You can think of a bottle opener as a cool science experiment in action. The laws of physics are put into action, allowing you to pry off the cap. A bottle opener is a simple invention that's worth having at home, especially if you love a good drink!

References

Institute of Physics. (2019). Levers – Physics Narrative. Retrieved on November 7, 2019, from

<https://spark.iop.org/collections/levers-physics-narrative>

GoEngineer. (2018, March 23). How It's Made – Machining the Surfboard Bottle Opener. Retrieved from

<https://www.youtube.com/watch?v=2GYt9MTIJ94>

Foodly. What Are the Two Ends of a Bottle Opener For? Retrieved from,

<https://foodly.tn/tips/6-2682/>

Gerhardt, N. (2022, February 24). 10 Different Ways to Open a Beer Bottle Without a Bottle Opener. Retrieved from, <https://www.familyhandyman.com/list/10-different-ways-to-open-a-beer-bottle-without-a-bottle-opener/>

Quality Logo Products®

are experts on all things printed and promotional. Let our team of awesome, incredibly good looking, and fun promo nerds help you select awesome promotional swag today!



[WORK & HOME](#)

What Are the Different Types of Bottle Openers?



Gianna Petan

14 Minute Read

Share:

[Learn More About Bottle Openers](#)

Learn More About Bottle Openers

[How Do You Advertise with Bottle Openers?](#)[How is a Bottle Opener Made?](#)[What Are the Different Types of Bottle Openers?](#)[Uncapping the History of Bottle Openers](#)

[Bottle openers](#) don't come in a standard shape, size, or style. They are versatile tools that have different designs, but they all perform the same function. While they are all designed to remove caps, bottle openers are unique tools that nearly everyone has at least one of.

It's time to uncap the different types of bottle openers!

What Are the Different Types of Bottle Openers?

Bottle openers do not come in the same cookie-cutter design. While they nearly all work the same, they can look very different.



Crown Cork Opener

The crown cork opener is one of the classic styles closely [resembling the first bottle opener ever invented](#). The easy-to-use design became the standard for the varieties of bottle openers that followed.



Speed Opener

Also known as a bar blade or paddle opener, speed openers are most commonly used by bartenders because they reduce strain on the wrist from continuously opening bottles.



Wall-Mounted Opener

Regular bottle openers require two hands: one to hold the bottle, and one to hold the bottle opener. With a wall-mounted opener, you can open a bottle cap with just one hand. Some wall-mounted bottle openers also come with a container or magnet to catch the loose caps.



Card Style Bottle Opener

You take your wallet with you every time you leave the house. Card style bottle openers are especially handy because they fit right in your wallet. Wherever you go, you'll have a bottle opener at arm's length.



Key Chain Bottle Opener

Without your keys, you can't start your car or open your front door. So why not attach a bottle opener to your keychain? Keychain bottle openers are small and lightweight, so they won't weigh down your keys.



Sunglasses Bottle Opener

Sunglasses and a bottle opener are two essentials for the summer, so why not put the two together? The arms of these [sunglasses](#) have an integrated bottle opener on the end.



<http://macys.com>

Flip-Flop Bottle Opener

While you might not recognize it at first, these sandals have a bottle opener integrated into the sole of the shoe. Next time you're on the beach or enjoying summer fun, you'll have a bottle opener handy!



Can Cooler Bottle Opener

Imagine a cooler full of drinks, but nothing to open any bottles with. Sounds like a nightmare, unless you have a [koozie](#) with a bottle opener attached to it.



Lighter Bottle Opener

A lighter is something most people keep at home to light candles or start a bonfire. These [lighters](#) are paired with a bottle opener to combine two handy objects into one!



Multi-Purpose Bottle Opener

Some bottle openers come with additional tools attached like a corkscrew, pocketknife, or even a screwdriver. Multi-purpose bottle openers can eliminate the need for several different tools by combining them into one.



Novelty Bottle Opener

There are seemingly endless novelty bottle openers like this mustache. While it may not look like a bottle opener at first glance, the curled ends of the mustache are what you use to open a bottle cap.



Custom Bottle Opener


[Custom bottle openers](#) are perfect for bars, craft beer releases, specialty sodas, or even for restaurants like pizza parlors. Using bottle openers to promote your business is not only an easy way to give customers an item they'll use, but also brings more exposure to your brand!



<http://ebay.com>

Ring Bottle Opener

While it may look like a regular ring on your finger, the underside is actually a bottle opener! A ring bottle opener makes opening a bottle using one hand a breeze.



<http://iwgac.com>

Cast Iron

Cast iron bottle openers are popular vintage collectors' items! They are commonly found in unique shapes and can also be hand painted. Cast iron bottle openers were some of the first bottle openers businesses used for advertising.

It's obvious bottle openers come in all shapes and sizes, sometimes not even looking like a typical bottle opener at all. Without bottle openers, the phrase "cracking a cold one" wouldn't even exist!



<http://constructionprotips.com>

Why Does a Paint Can Opener Have a Bottle Opener?

Have you ever used a paint can opener and wondered why the opposite end is shaped like a bottle opener? While you can certainly use it to open a bottle of [Coca-Cola](#), it's there to provide leverage to pry the paint cap open.

Trying to open a can of paint with only a thin metal handle would not be easy. The bottle opener shape at the end of a paint can opener gives more surface area for your hand to push down on to pry open the paint lid.

What is the Other Side of a Bottle Opener For?

Some bottle openers have design or shape at the bottom of the tool that can be used for more than just removing a cap. The other side of a bottle opener can be used for:



<http://Walmart.com>

1. Opening a Can

The pointed end of this bottle opener is designed to poke a hole into the top of a can. The contents can then be poured out, or the rest of the top can be removed.



2. Attaching to a Key Ring

You've probably noticed many bottle openers with small holes on one end. These holes are most commonly used to attach a key ring. You can then put it on your keys or simply hang it up.



<http://amazon.com>

3. Removing Pour Spouts from Liquor Bottles

This speed blade is different from the ones with a circle on the other end of the opener. The other end of this bottle opener is designed to easily remove pour spouts from liquor bottles with the tapered side of the circle.




What is the Circle Side of a Bottle Opener For?

Most bartenders use a speed blade that has a circle on the opposite end of the bottle opener. The circular end is used to slide down the neck of a glass bottle to pull it out of a cooler. This prevents bartenders from having to get their hands cold and wet.

When you see a bottle opener with a unique opening or shape on the other end, it most likely has a purpose! These are all features that make bottle openers even more unique and useful.

How to Open a Bottle Without a Bottle Opener

Have you ever brought bottled beer to a friend's house only to realize you don't have a bottle opener? Next time you or someone you know forgets a bottle opener, you can use items around the house to pry open the cap. The countertop, a lighter, a key, and a belt buckle are all items you can use to open a bottle!



<http://cnet.com>

Countertop

1. Position the rim of the bottle cap on the corner of the countertop.
2. Firmly hit down on the bottle cap with the palm of your hand.
3. Gently pull the bottle down simultaneously.

DISCLAIMER: Not all countertops are created equal. Some may be less durable than others and result in potential damage using this method. Proceed at your own risk.



<http://familyhandyman.com>

Lighter

1. Grip the neck of the bottle with your non-dominant hand.
2. Wedge the end of a lighter under the rim of the bottle cap.
3. Lift the lighter up as if you were using a real bottle opener.

DISCLAIMER: Do not use the end of the lighter that produces a flame to open the cap. Be mindful of avoiding damage to the lighter.



<http://spoonuniversity.com>

Key

1. Grip the neck of the bottle with your non-dominant hand.
2. Place the point of the key under the rim of the cap while keeping the key flat.
3. Gently twist the key upward to pry off the cap.
4. Repeat until the cap comes loose.

TIP: This method also works with a flat-head screwdriver.



<http://familyhandyman.com>

Belt Buckle

1. Make sure the belt is not on your pants.
2. Use the belt buckle like you would a normal bottle opener.

DISCLAIMER: Because all these methods are using items that are not for their intended purpose, it's important to use caution to avoid any accident or injury.

What Can a Bottle Opener Do Besides Remove Bottle Caps?

A trusty bottle opener can be used for more than just prying off caps. Depending on the type of bottle opener you have on hand, you can use it to accomplish other tasks around the house!

Bottle openers can be used to:



Loosen Plaster

If you're doing some renovations and patching up a wall, you can use a bottle opener as a scraper to remove plaster. It can be especially useful for getting into small cracks or where the wall meets the ceiling. While it may not be a carpenter's favorite tool, it still comes in handy if you don't have another tool to use.



Remove Grout

Grout can be stubborn to remove if you are fixing or replacing bathroom tiles. However, you can use a bottle opener with a sharp can opener end to dig up old grout. The pointed end fits perfectly between the tiles!



De-vein Shrimp

When you can't seem to find a paring knife to peel shrimp, grab your bottle opener to help you with the job! The sharp end used to open cans is the perfect shape to de-vein shrimp. Use the bottle opener to

simply cut a slit down the middle of the back side of the shrimp and remove the black vein before peeling.



Cut Packing Tape

When you receive a package in the mail, sometimes you just can't contain your excitement to open it up. You can use a bottle opener to poke through and cut packing tape to open a package!



Screw Nails

Depending on the thickness of your bottle opener, you can also use it as a flat head screwdriver. It might come in handy for quick projects or when you can't find your tools!

If you find yourself with several bottle openers around the house, you can use them all for different tasks! Get creative with your extra bottle openers to find out what else you can use them for.

The Bottom Line

Bottle openers are used for opening beer and soda, but as you've seen, that isn't all! They come in different shapes and sizes, and can be used for more than just prying off a cap. From collector's items to everyday tools, bottle openers have uncapped potential!

References

Moore, Terron. (2019). How to Open a Beer Bottle Without an Opener. Retrieved on November 19, 2019, from <https://www.mensjournal.com/food-drink/how-open-beer-bottle-without-opener/>

The Barman. (2013, June 2). Cool and Unique Beer Bottle Openers and their History. Retrieved on November 19, 2019, from <https://barsandbartending.com/bottle-openers/>

Reader's Digest Canada (2019). 5 Things to Do with Bottle Openers. Retrieved on November 19, 2019, from <https://www.readersdigest.ca/home-garden/tips/5-things-do-bottle-openers/>

Martin, Taylor. (2019, August 10). 15 clever ways to open a beer without a bottle opener. Retrieved on November 19, 2019, from <https://www.cnet.com/home/smart-home/15-clever-ways-to-open-a-beer-without-a-bottle-opener/>

Quality Logo Products®

are experts on all things printed and promotional. Let our team of awesome, incredibly good looking, and fun promo nerds help you select awesome promotional swag today!